

---

**E/L/G 0191**

**Emergency Operations  
Center/Incident  
Command System  
Interface**



**FEMA**

Visual 1.1

---

# Unit 1: Course Introduction



**FEMA**

Visual 1.2

# Unit Terminal Objective

---

**Explain the course structure and potential ICS/EOC interface challenges.**



**FEMA**

Visual 1.3

# Unit Enabling Objectives

---

- **Relate course terminal objectives to units in the course schedule.**
- **Explain how to use the course's instructional materials.**
- **Identify three ICS/EOC interface challenges.**



**FEMA**

# Introductions

---

**Please share your:**

- **Name.**
- **Job title and jurisdiction.**
- **Experience working with ICS and an EOC.**



**FEMA**

# Purpose

---

**Effectively integrate the Incident Command and the Emergency Operations Center (EOC) by applying National Incident Management System (NIMS) principles.**



**FEMA**



# Administrative Considerations

---

- **Lodging**
- **Transportation**
- **Safety Procedures**
- **Smoking Policy**
- **Message Location and Available Telephones**
- **Cell Phone, Texting and Email Policies**
- **Restrooms and Drinking Fountains**
- **Other Local Information**
- **Facility Safety**
- **Lunches / Breaks**



**FEMA**

# Course Objective

---

**Upon completion of this course, students will be able to demonstrate, through activities and discussion, the interface of Incident Command System operations with Emergency Operations Center support.**



**FEMA**



# Unit Terminal Objectives

---

- **Unit 2 - Explain key NIMS concepts, command and coordination systems and structures.**
- **Unit 3 - Analyze given scenarios to determine commonalities and potential interface issues between ICS and EOCs.**
- **Unit 4 - Explain the respective roles and interconnectivity of the NIMS command and coordination systems in coordination.**
- **Unit 5 - Contrast the role and functions of the Incident Command and the EOC during emergency operations.**
- **Unit 6 - Analyze given scenarios to apply ICS/EOC interface concepts.**
- **Unit 7 - Develop an ICS/EOC interface action plan for your community.**



# Course Agenda – Morning

---



**Unit 1: Course  
Introduction**



**Unit 2:  
NIMS Review**



**Unit 3: ICS/EOC  
Interface  
Activity 3.1**



**Unit 4: NIMS  
Coordination  
Review**



**FEMA**

# Course Agenda – Afternoon

---




**Unit 5:  
ICS/EOC  
Relationships**



**Unit 6:  
ICS/EOC Interface  
Activity 6.1**



**Unit 7:  
ICS/EOC Action  
Planning**



**Unit 8:  
Course Summary**



**FEMA**

# Student Course Materials

---

- **Student Manual contains:**
  - **Course Units and Visuals**
  - **Resource Materials**
  - **Activity Materials**



**FEMA**


Visual 1.12



# Our Expectations

---

- Punctuality
- Participation
- Positive Attitude
- Professionalism
- Flexibility
- Commitment



**FEMA**

# ICS/EOC Interface

---



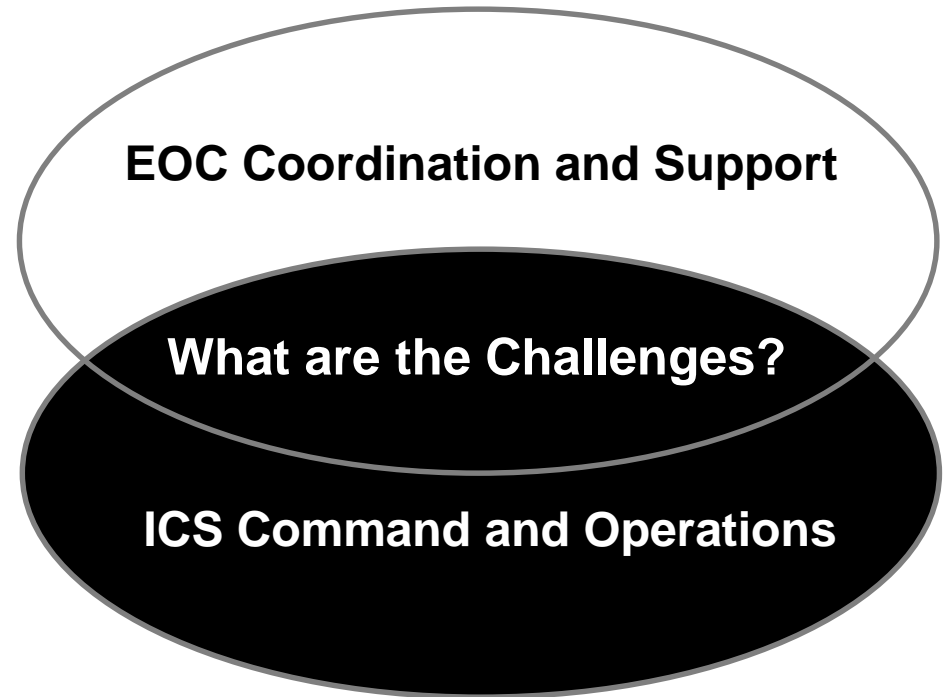
**FEMA**



# Activity 1.1: ICS/EOC Interface Challenges

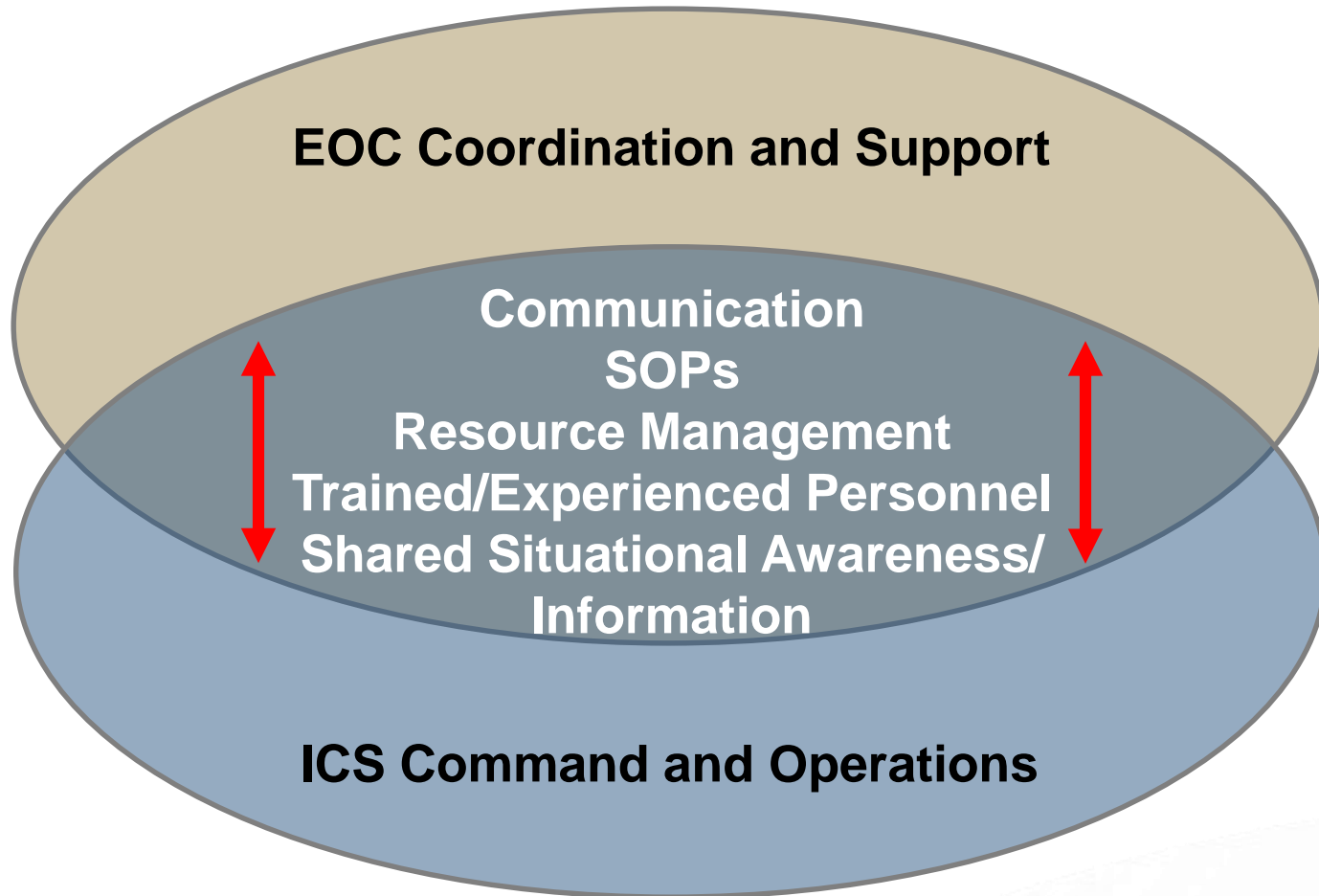
---

- **Instructions:**
  - **Work in teams.**
  - **Identify the top three ICS/EOC interface challenges.**
  - **Be prepared to present in 10 minutes.**



# Discussion

---



# Objectives Review

---

- 1. What are the course terminal objectives?**
- 2. What does the Student Manual contain?**
- 3. Name three ICS/EOC interface challenges.**

